









C O M F O R T E R S E R I E S E X T R A W I D E

- Star Hunter 
- Evergreen 
- Star Mauve 
- Cabernet 
- Star Blue 
- Admiral 
- Dorado Tan 
- Palamino 



Rise



Small Extra Wide

Featuring our extra soft seat and back pillows with lumbar support and our "grip rite" arm design.

Recommended for persons 5'0" to 5'3".

Rise Roll Rest Ride

YOUR LIFE IN MOTION

GOLDEN
technologies

Small Extra Wide COMFORTER SERIES EXTRA WIDE

Model Number	PR-501S-XW
Size	WIDE
Weight Capacity	375 LB
Recline Positions	3
Standard Fabrics	8
Fabric Options	36
Chaise Seat	YES
Back Type	SEAM
Head Rest Cover	YES
Arm Covers	YES
Battery Back Up	YES
Overall Width	34.5"
Overall Height	40"
Width Between Arms	23"
Floor to Top of Seat	18"
Seat Depth	19.5"
Seat to Top of Back	25"
Seat to Top of Arm	6"
Floor to Back Edge of Seat Raised	27.5"
Floor to Front Edge of Seat Raised	24"
Seat Angle Raised	15°
Floor to Top of Foot Rest Reclined	23"
Floor to Top of Back Reclined	32"
Back Angle Closed	115°
Back Angle Reclined	145°
Foot Rest Angle Closed	90°
Foot Rest Angle Opened	180°
Distance Required from Wall Reclined	17"
Extension Reclined from Back of Seat to End of Foot Rest	39"
Life Time Warranty, Chair Frame, Lift Frame, Recline Mechanism	YES
Warranty on Electrical Parts	3 YRS.
Pro Rated Years 4 Thru 7	YES
Warranty on Mechanical Labor	3 YRS.
Warranty on Electrical Labor	1 YR.
Removable Back	YES
Customizable	YES
Left Hand Control Available	YES
Extra Pocket Available	YES
Smart Tek System	YES

Sizes may vary depending on fabric, filling material, upholstery and carpet thickness. All measurements taken on concrete floor using levels and metal rulers.

Hand-blown, Overstuffed, Conjugated Microfiber Dacron Fill
SUPER SUPPORTIVE

Northern Maple Wood
• Double-doweled at Stress Points
• Reinforced Miter Blocks
• Stapled and Glued
STRONGEST IN THE INDUSTRY

2" of Block Foam
EXTRA COMFORT

Quick Release Hand Control
EASY DISCONNECT


Rear Landing Legs
EXTRA STABILITY

5 Heavy Gauge Springs
LONG LASTING FOR INCREDIBLE COMFORT

Widest Fabric Selection in Industry
FITS IN ANY HOME DÉCOR

10 Gauge Steel Scissor Mechanism
STRONG & LONG LASTING

Adjustable Anti-Skid/Scrape Feet
STABILITY & SUPPORT



501 Medium shown



501 M shown



501 M shown



501 M shown

Golden Craftsmanship

Each luxury lift & recline chair is hand crafted in our facility using decades of motion furniture experience.

Added Comfort and Safety

Designed to perform year after year using advanced technology backed by the best warranty.

Smart Engineering

Smooth, quiet lifting system offers a secure lift for the best performance.



Battery Backup System

Safety System

Batteries not included. Safety System is designed to bring chair from recline to seated position in the event of a power outage.



Smart Tek

Our luxury lift & recliners are equipped with electronics able to assure a secure lift every time you need it.



Custom Sizing...

One size doesn't fit all with Golden Technologies seat lift chairs.



Literature is current at time of printing. Company reserves the right to make changes.



Our chairs meet some of the toughest safety standards ever. Our entire chair meets ETL (Electrical Testing Lab) standards to ensure electrical safety. ETL is a nationally recognized, third party testing facility.



GOLDEN technologies