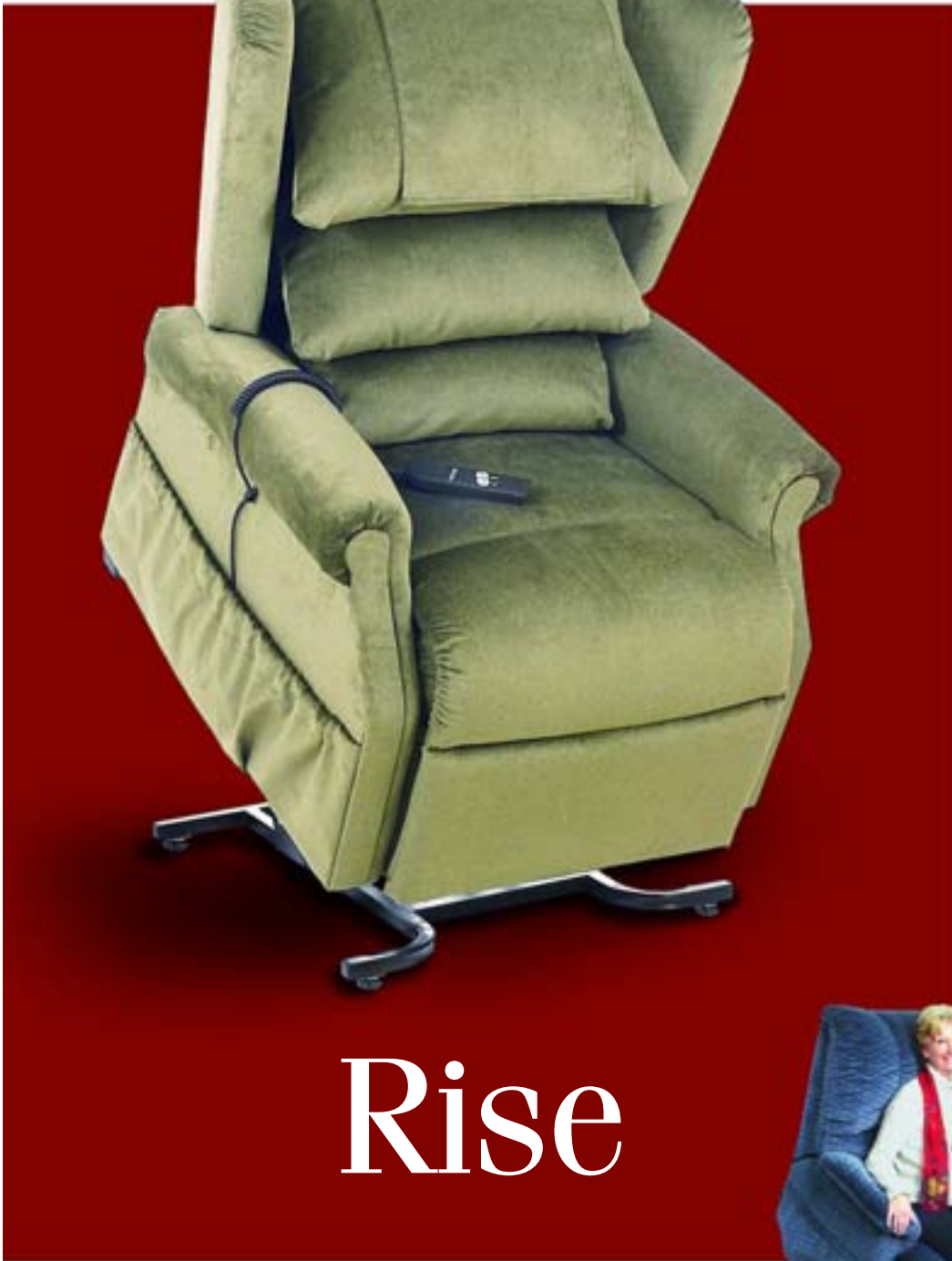









T R A D I T I O N A L S E R I E S



- Havana 
- Clay 
- Ocean 
- Claret 
- Cranberry 
- Harvest 
- Sea Breeze 

# Rise



**Ambassador** Elegant European inspired design featuring our new flared wing design, rollover arm, and our luxurious 3-pillow waterfall back cushion.



# Ambassador

T R A D I T I O N A L S E R I E S

Model Number	PR-760
Size	Medium
Weight Capacity	375 LB
Recline Positions	3
Standard Fabrics	7
Fabric Options	36
Chaise Seat	YES
Back Type	3 PILLOW
Head Rest Cover	YES
Arm Covers	NO
Battery Back Up	YES
Overall Width	31.5"
Overall Height	42"
Width Between Arms	21"
Floor to Top of Seat	19.5"
Seat Depth	21"
Seat to Top of Back	27"
Seat to Top of Arm	7"
Floor to Back Edge of Seat Raised	27"
Floor to Front Edge of Seat Raised	23"
Seat Angle Raised	22°
Floor to Top of Foot Rest Reclined	23"
Floor to Top of Back Reclined	34"
Back Angle Closed	104°
Back Angle Reclined	140°
Foot Rest Angle Closed	90°
Foot Rest Angle Opened	180°
Distance Required from Wall Reclined	19"
Extension Reclined from Back of Seat to End of Foot Rest	40.5"
Life Time Warranty, Chair Frame, Lift Frame, Recline Mechanism	YES
Warranty on Electrical Parts	3 YRS.
Pro Rated Years 4 Thru 7	YES
Warranty on Mechanical Labor	3 YRS.
Warranty on Electrical Labor	1 YR.
Removable Back	YES
Customizable	NO
Left Hand Control Available	YES
Extra Pocket Available	YES
Smart Tek System	YES

Sizes may vary depending on fabric, filling material, upholstery and carpet thickness. All measurements taken on concrete floor using levels and metal rulers.

Hand-blown, Overstuffed, Conjugated Microfiber Dacron Fill  
**SUPER SUPPORTIVE**

Northern Maple Wood  
• Double-doweled at Stress Points  
• Reinforced Miter Blocks  
• Stapled and Glued  
**STRONGEST IN THE INDUSTRY**

2" of Block Foam  
**EXTRA COMFORT**

Quick Release Hand Control  
**EASY DISCONNECT**


Rear Landing Legs  
**EXTRA STABILITY**

5 Heavy Gauge Springs  
**LONG LASTING FOR INCREDIBLE COMFORT**

Widest Fabric Selection in Industry  
**FITS IN ANY HOME DÉCOR**

10 Gauge Steel Scissor Mechanism  
**STRONG & LONG LASTING**

Adjustable Anti-Skid/Scrape Feet  
**STABILITY & SUPPORT**



501 Medium shown



501 M shown



501 M shown



501 M shown

## Golden Craftsmanship

Each luxury lift & recliner chair is hand crafted in our facility using decades of motion furniture experience.

## Added Comfort and Safety

Designed to perform year after year using advanced technology backed by the best warranty.

## Smart Engineering

Smooth, quiet lifting system offers a secure lift for the best performance.



## Smart Tek

Our luxury lift & recliners are equipped with electronics able to assure a secure lift every time you need it.



Battery Backup System

## Safety System

Batteries not included. Safety System is designed to bring chair from recline to seated position in the event of a power outage.



Literature is current at time of printing. Company reserves the right to make changes.



Our chairs meet some of the toughest safety standards ever. Our entire chair meets ETL (Electrical Testing Lab) standards to ensure electrical safety. ETL is a nationally recognized, third party testing facility.

