



MAXI COMFORT™ SERIES




**MaxiComfort™ Series**  
**PR505**


Golden's exclusive MaxiComforter series is available in six sizes! The MaxiComforters feature a plush, seamed backrest with lumbar support, a soft, comfortable seat and our unique "grip rite" arm design. Every MaxiComforter comes standard with our patented MaxiComfort Ultimate Recline Technology for correct spinal alignment, back pressure relief and improved circulation.




**PR505 JP FABRICS**




**PR505 L & T FABRICS**




**PR505 S FABRICS**



**PR505 M FABRICS**



**PR505 M26 FABRICS**



\* upcharge applies

= pocketed coil spring seat std.

# MAXICOMFORT™ SERIES

	Comforter	Comforter	Comforter	Comforter	Comforter	Comforter
Model Number	PR505JP	PR505S	PR505M	PR505L	PR505T	PR505-M26
Size	Jr. Petite	Small	Medium	Large	Tall	Medium
Weight Capacity	300 LBS	300 LBS	375 LBS	375 LBS	375 LBS	500 LBS
Recline Positions	MaxiComfort	MaxiComfort	MaxiComfort	MaxiComfort	MaxiComfort	MaxiComfort
Standard Fabrics	5	5	7	5	5	5
Fabric Options	ALL	ALL	ALL	ALL	ALL	ALL
Chaise Seat	YES	YES	YES	YES	YES	YES
Coil Springs	NO	YES	YES	YES	YES	NO
Back Type	Seam	Seam	Seam	Seam	Seam	Seam
Head Rest Cover	YES	YES	YES	YES	YES	YES
Arm Covers	YES	YES	YES	YES	YES	YES
Battery Back Up	YES	YES	YES	YES	YES	YES
Overall Width	30.5"	31.5"	32.5"	34.5"	34.5"	38.5"
Overall Height	39"	40"	42"	44"	47"	42"
Width Between Arms	19"	20"	21"	23"	23"	27.5"
Floor to Top of Seat	18"	19"	19.5"	20.5"	22.5"	20"
Seat Depth	18.5"	19.5"	21"	22"	23"	21.5"
Seat to Top of Back	25"	25"	27"	28.5"	30"	28"
Seat to Top of Arm	6.5"	6"	7"	7.5"	6"	6"
Seat Angle Raised	16°	15°	16°	16°	15°	16°
Floor to Top of Foot Rest Reclined	22"	23"	23"	23"	23.5"	23"
Floor to Top of Back Reclined	24.5"	32"	32"	33"	33"	21.5"
Back Angle Closed	95°	100°	100°	100°	105°	105°
Back Angle Reclined	160°	174°	174°	174°	174°	178°
Foot Rest Angle Closed	90°	90°	90°	90°	90°	90°
Foot Rest Angle Opened	180°	180°	180°	180°	180°	180°
Distance Required from Wall Reclined	21"	22"	23"	24"	25"	23"
Extension reclined from Back of Seat to end of Foot Rest	38"	39"	42"	43"	45"	42"
Life Time Warranty, Chair Frame, Lift Frame, Recline Mechanism	YES	YES	YES	YES	YES	YES
Warranty on Electrical Parts	3 Yrs.	3 Yrs.	3 Yrs.	3 Yrs.	3 Yrs.	3 Yrs.
Pro Rated Years 4 Thru 7	YES	YES	YES	YES	YES	YES
Warranty on Mechanical Labor	3 Yrs.	3 Yrs.	3 Yrs.	3 Yrs.	3 Yrs.	3 Yrs.
Warranty on Electrical Labor	1 Yr.	1 Yr.	1 Yr.	1 Yr.	1 Yr.	1 Yr.
Removable Back Option Available	NO	NO	NO	NO	NO	NO
Smart Tek System Standard	YES	YES	YES	YES	YES	YES
Customizable	NO	NO	NO	NO	NO	NO
Left Hand Control Option Available	YES	YES	YES	YES	YES	YES
Extra Pocket Option Available	YES	YES	YES	YES	Standard	Standard
Heat & Massage Option Available	YES	YES	YES	YES	YES	YES
Gel Memory Foam Option Available	NO	NO	NO	NO	NO	NO
Power Pillow Option Available	NO	YES	YES	YES	YES	NO
AutoFlex Option Available	NO	NO	NO	NO	NO	NO
Foot Rest Extension Option Available	YES	YES	YES	YES	YES	YES
Straight Lift Option Available	NO	NO	NO	NO	NO	NO
User Height (suggested)	5'0" & under	5'0" - 5'3"	5'4" - 5'10"	5'11" - 6'2"	6'3" - 6'8"	5'4" - 5'10"



## Pocketed Coil Spring Seat Standard!\*

\*Not available on PR505JP or PR505-M26



## Power Pillow Option

\*Not available on PR505JP or PR505-M26



## Smart Tek

In the event of a malfunction, our patented SmartTek™ diagnostic system enables you to get your lift chair up and running quickly.



Literature is current at time of printing. Golden Technologies reserves the right to make changes to the product or literature at any time.



Complies with UL 73 and CSA C22.2 No. 68  
Listing # E112417  
FNAE 80-214A

