



Air Dream[™]

Sofa Sleeper System
Air-Over-Coil Technology

Seating Applications



Personalizing Comfort™ With the best sleeper mattress in the house

Air Dream's core comfort element has been reinforced and improved to provide the maximum in luxurious sleeping and rugged durability. The engineered features that made Air Dream an overnight success are easy to see and feel.



Air Dream's ability to provide an amazing additional sleeping surface with very little effort will transform the sleepover experience forever!

We are proud to present this revolutionary air-over-coil technology product innovation.

Key Features & Benefits

- Fingertip controls for simple operation
- The sleep surface is ideal for all ages
- Sofa sleeper mattresses have never been this plush – 11" of pure comfort
- Offers the same plush dimensions and luxury feel as premium mattresses

Key Features & Benefits (Cont.)

- Innovative technology combines spring coil support with a cushioning layer of air
- Air-cushion layer adjusts from plush-firm to supportive soft feel
- Separated air chambers distribute body weight evenly for ideal ergonomic support
- Resilient, tempered Bonnell low coils provide lasting support
- Accommodates standard sheets
- Available in full, and queen size
- Easy to deflate and stow away

Residential Use Only



AMERICAN MADE



Inflation Pump



Hand Control



Quick Disconnect

Customer Service:
Tel: 1-800-798-2499

Online:
E-mail: support@liftchair.com
Web: liftchair.com/omnia-c195.htm



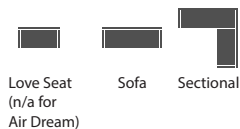
Sofa Sleeper Mechanisms

Available Sizes

Width	Standard & Deluxe
44"	Thickness: 4" - 5" Length: Max 71" - 72" Width: Unit size minus 8"
60"	
68"	

Width	Air Dream
60"	Thickness: 5" - 6" Length: Max 71" - 72" Width: Unit size minus 8"
68"	

Seating Applications



AMERICAN MADE

1 Anti-Tilt

A necessary safety feature, keeping the unit in contact with the floor at all times in the open position.

2 Double-Locking TV Headrest

Provides added comfort while lounging or watching TV by raising the upper body. To reduce field failures, the headrest also restricts the unit from being cycled while in the "up" position.

3 Body-Support Tubes and Wires

Together they enhance support in the body section to eliminate sagging. The dual-welded offset tubes keep the unit square and enhance unit strength.

4 Contoured Seat Section

Offers a wider seating area by allowing seating close to the arm.

5 Optional Seat-Support Wires

Provides support while sleeping, plus adds durability to the overall unit. Support wires also give the quality feel of stationary seating.

6 All-Round Tubular Frame Construction

Provides a smooth and visually appealing look with improved safety (eliminated pinch points) and comfort in the seated position.

7 Pro-Deck™

Two-ply ballistic decking material enhances durability and visual appeal.

8 Dual One-Piece Round Tubular Legs

Provides enhanced stability and strength, allowing the unit to be operated from the center or side position. Forest black color.

9 Engineered Low-Profile Linkage

Keeps all metal parts below the mattress line, while being the easiest in the industry to operate.

Residential Use Only

Customer Service:
Tel: 1-800-798-2499

Online:
E-mail: support@liftchair.com
Web: liftchair.com/omnia-c195.htm



Assisted lifting convenience - dual-motor comfort



Hand wand instructions:

When the chair is fully reclined: Push the "up" button. This will allow you to raise to the TV position and then, if desired, to the fully lifted position.

When the chair is fully lifted: Push the "down" button. This will allow you to return to the TV position and then on to the full-recline position.



Key Features & Benefits

- Dual-motor lift recline allows back and Ottoman to operate independently
- The ultimate in reclining chairs with near-Zero Wall capability
- Maximum seat elevation with superb stability in full-lift position
- Easy-to-use hand control
- Wide-stance construction provides greater side-to-side stability
- Unitized system for greater strength, durability, and rigidity
- Multiple mid-Ottoman options: elevated mid-Ottoman or pad-over chaise
- Durable steel base and cross supports
- Fingertip motion control with infinite recline positions
- Optional K.D. back system for easy back removal and handling
- Engineered bushings and washers at pivot points provide quiet, smooth operation and durability
- Direct-drive activation synchronizes right and left sides for easy opening

Seating Applications



Residential Use Only



AMERICAN MADE



Customer Service:
Tel: 1-800-798-2499

Online:
E-mail: support@liftchair.com
Web: liftchair.com/omnia-c195.htm



Sleek, low-profile recliner mechanism adaptable for high, mid, & low leg sofas, loveseats, & chairs.

This recliner mechanism is a sleek, modern motion mechanism, specifically designed for contemporary furniture designers who enjoy the sense of being creatively free.

Perfect posture, balance, and performance for contemporary high-, mid-, and low-leg sofa, love seat, and chair applications.



This outstanding motion mechanism has been creatively designed with contemporary furniture in mind.

This recliner mechanism provides comfort, durability, and quality one more way to Personalize Comfort.

Attributes include:

- Effortless motion for easy operation by all ages
- Easy action to full-recline position
- Sleek, low-profile mechanism
- Optional independently driven motorized headrest available

Key Features & Benefits

- 20% greater weight capacity – up to 300 lbs
- Flipper Ottoman for high-leg applications only; allows for outstanding additional leg extension support
- Available with power only
- Dual headrest operation – Power only
- More layout in the full-recline position

Residential Use Only



AMERICAN MADE



Sitting Position



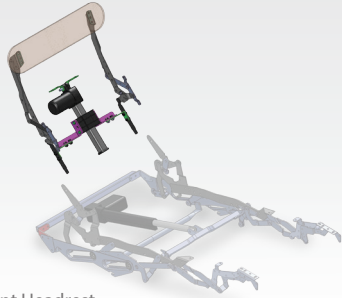
Reading/TV Position



Full-Recline Position

Customer Service:
Tel: 1-800-798-2499

Online:
E-mail: support@liftchair.com
Web: liftchair.com/omnia-c195.htm



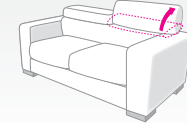
Power Independent Headrest
(Reclining Furniture)

Sofa 90°

Quickly and easily transform stylish low-profile seating into a comfortable and functional sofa with this hinge, which adds height to headrests for maximum luxury.



PRODUCT



APPLICATION

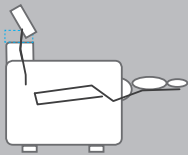
Power independent headrests.

Multifunctional Hinges

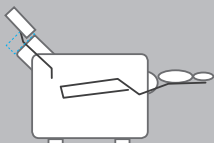
Independent Headrest (Reclining Furniture)



Sitting position



TV position



Full-Recline position

The independent headrest is a perfect component companion for any reclining contemporary headrest support. With a simple press of a button, the headrest will rise to a natural resting position for individual seating comfort. Once finished, simply press the button again to lower the headrest to a closed position.

Designed to offer maximum comfort and quality, something your customers have come to expect.

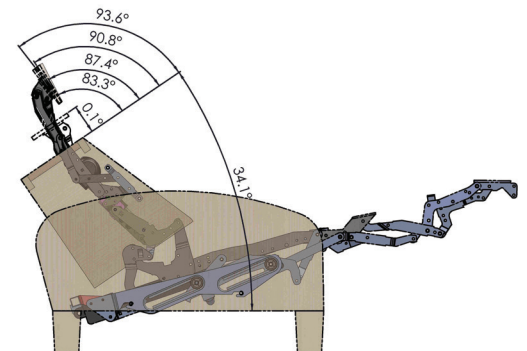
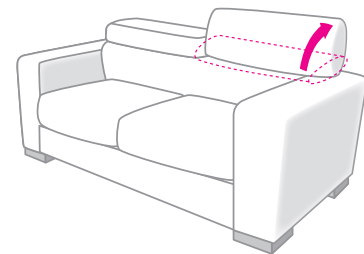
Control Options

- The independent headrest (Power Recliner) - 4-button switch required to operate headrest.

Key Features & Benefits

- Headrest and legrest operate separately.
- Fingertip motor control with infinite headrest support positions.
- Designed to be applied to any reclining mechanisms.
- Four preset headrest positions: 93.6°, 90.8°, 87.4°, and 83.3°.
- The independent headrest offers extended head support for a wide range of occupants.
- Excellent extra comfort for today's reclining contemporary furniture chairs.

Multifunctional furniture hinges are used in a wide variety of furniture products. Hinges provide the ability to easily add stylish functionality to furniture, such as tilting arms for easy TV viewing or folding headrests to increase the comfort of low-profile seating.



Seating Applications



Single Love Seat Sofa Sectional




AMERICAN MADE

Residential Use Only

Customer Service:
Tel: 1-800-798-2499

Online:
E-mail: support@liftchair.com
Web: liftchair.com/omnia-c195.htm



Industry's first! – Tested at 360 lbs. total weight capacity.

Our revolutionary mechanism is the latest product innovation from Leggett & Platt. This extraordinary metal-to-the-floor mechanism can support up to a 360-pound weight capacity.

Patent-pending technology.



Our newest mechanism gives you the latest features your customers are looking for. From extended layout to improved linkage in high-stress areas, our mechanisms have built in quality features unmatched by any other manufacturer in the industry.

Attributes include:

- Close-to-wall feature to accommodate any room configuration
- Effortless motion for EZ operation by all ages

Key Features & Benefits

- Tested at 40% greater weight capacity — 360 lbs
- No other residential product tested at this weight capacity
- Longest extension ever
- Close-to-wall feature in Full-Recline
- EZ to operate by the entire household
- Manual or Power version available
- More layout in Full-Recline than previous models*
- Patent-pending technology

*Compared to previous models.

Seating Applications



Residential Use Only



AMERICAN MADE



Sitting Position



Reading/TV Position



Full-Recline Position

Customer Service:
Tel: 1-800-798-2499

Online:
E-mail: support@liftchair.com
Web: liftchair.com/omnia-c195.htm



Adjustable back support for more seating comfort



This style allows the occupant to reposition the back from a standard chair to a lounger.

Key Features & Benefits

- Effortless forward and backwards motion for EZ operation
- Unique styling capabilities
- Smooth operation provides the feeling of quality
- Extends the depth of the seat up to 300 mm (12 7/8")
- EZ to operate by the entire household
- Motorized
- Personalizing Comfort™ to maximize occupants' seating experience

Seating Applications



AMERICAN MADE

Residential Use Only

Customer Service:
Tel: 1-800-798-2499

Online:
E-mail: support@liftchair.com
Web: liftchair.com/omnia-c195.htm